

Volume 12, Issue 1

September, 2009

The Info Sheet

FLUSHING CAMERA CLUB

... in our 37th year

FCC Executive Committee Officers:

President: Stan Strauss,
718.423.2825

Vice President: Marty Neff,
718.380.0649

Treasurer: Joe Caruso,
718.357.4251

Secretary: Suzanne Abruzzo,
718.423.0026

Committee Chairpersons:

Administration: Carl Barnett,
718.964.7275

Competition: Marty Fleischer,
718.591.8246

Programs/Education: Marty Neff,
718.380.0649

Field Trips: Joe Crupi, Michael
Sender, 718.343.0280

Membership: Barbara Shea,
718.352.4077

Publicity: Pat Burns, 718.591.7067

Additional Members:

Helen Repstad 718.845.4477

Dennis Golin: 718.479.0643

Mary O'Connor: 718. 939.4963

Dorothy Gist: 516.328.3776

PFLI Delegate: Ron Caldwell,
917.806.6170

The Info Sheet: Dorothy Gist, Ron
Caldwell

www.flushingcameraclub.org

Web Master: Ron Caldwell
917.806.6170

Meetings: 7:30 pm, 1st, 3rd, 5th
Wednesdays at Flushing
Hospital, 45 Ave & Parsons
Blvd., Flushing. Park on street or
in lot across the street from
Hospital. Parking ticket MUST
be validated by the Camera
Club.

Dues: \$35.00 for individual
\$57.50 for family; \$20.00 for
students: up to 23 yrs.

Member: Photographic Federation of Long Island (PFLI)

Member: Photographic Society of America (PSA)

“Together in friendship may we learn the art of photography”

Labor Day is approaching and I am preparing my first column as President of the Flushing Camera Club. I look forward to this new year as a great one for FCC. There will be a lot of great photographs, but most of all a lot of camaraderie. Besides showing off our work at the competitions, there will be a number of great programs. There is going to be a variety of photo critiques, slide shows and educational programs.

The year is opening with a program designed to get everyone ready for competition. On September 2nd, there will short programs on resizing images for digital and print competition, printing digital images at home and using outside services, properly mounting prints, how to label prints, slides and digital images and how to submit digital images. Due to scheduling conflicts at Flushing Hospital, the mid-month program has to move from Wednesday to Monday, September 14. The program will be photo critiques.

Both B and A class photographers will present their work and have comments made by a panel of Salon photographers. The photographers can use the suggestions to submit the revised photos for the September competition. The September competition has been moved to Wednesday, September 30th,

It will be a great month of photography and good company, the first of a year of photography and good company.

- Stan Strauss, President

SEPTEMBER

Wed., Sept. 2: Program: Getting Ready for Competitions

Mon., Sept. 14: Photo Critiques

Wed., Sept. 30: Competition #1, Judge: Dick Hunt, Wantagh Club

OCTOBER

Wed., Oct. 7: Competition #2, Judge: Robert Ulberg

Mon., Oct. 19: Digital Slide Show of Recent Expeditions



Happy Birthday To You!



3: Barbara Shea

6: Lucy Pearce

NEW MEMBERS

Peter Muhlausen joined the FCC as of June 3.
Pam Spatz joined in August.

Peter and Pam: Welcome ... we look to your full participation in the FCC!

MEMBERS' NEWS

Dennis Golin: has reported that his mom "Beatrice Golin, passed in her sleep, in August, at the ripe old age of 94 3/4."

Our deepest sympathy to Dennis, Marilyn and the family.

Dennis Golin's daughter, Ilana Golin, was married in August to Seth Leonard in California. **Dennis and Marilyn: Congrats on this great occasion.**



Tommy DiDonato: "We moved to Georgia the end of April. We are finally settled in and very happy with our new home. I will take some pictures and send them to you via e-mail. Living here is quite different than the city, but we love the different pace of life down here.

Our address is: 311 Shadow Pond Road, Dublin, GA 31021


Telephone: 478-275-9079

Thank you for thinking of us, regards to all and look forward to hearing from you again."

Tommy & Doreen: Enjoy your new home. We miss you. Who knows we may travel to Georgia on a field trip!!

Suzanne Abruzzo: Was notified by Mercy Center, Madison, CT, that her photograph "Path to Tranquility" was selected as the cover photo of their Fall 09 Program Brochure. The cover photo was taken at Mercy Center. The Program Director wrote to Suzanne: "...they're thrilled beyond words that your photo image will grace our cover. That rock feels to me like a primordial mother rock - and your photograph captures it just right. Many, many thanks and warm regards." This image was also sold at Mercy Center's auction. You'll remember that in June, Huntington's Tulip Festival used one of Suzanne's images for the front cover of their brochure.

Suzanne: Congrats .. You're on a roll!



Path to Tranquility

FCC NEWS

Officers:

- President:** Stan Strauss
- Vice President:** Marty Neff
- Treasurer:** Joe Caruso
- Secretary:** Suzanne Abruzzo

Committee Chairpersons:


- Administration:** Carl Barnett
- Competition:** Marty Fleischer
- Field Trips:** Joe Crupi, Michael Sender
- Membership:** Barbara Shea
- Programs:** Marty Neff
- Publicity:** Pat Burns
- Website:** Ron Caldwell

RESTRICTED COMPETITIONS, Martin Fleischer


February 3, 2010: Our 1st Restricted Competition will be in February, and the subject will be **Abstracts**.

Abstracts can be anything that is part of something else (a wheel of a car, part(s) of a building, part of a face, etc.) For more ideas, go to the Internet and do a search of abstract photos....I'm sure you can come up with ideas! Good luck, and start shooting right away!!!!

We will also have a restricted comp in May, with the subject to be decided shortly. Stay tuned!



FCC MEMBERSHIP



FCC MEMBERS' TRAVELS:

Several members reported on summer experiences and following are summaries of their experiences. For complete details, talk with the traveler.

Richard Trapani: Eastern Sierras: He traveled as part of the Friends of Arizona highways photo workshop with 15 guests, 3 guides and 1 professional photographer.

"The first stop was Alabama Hills for sunset and sunrise shoots using two small arches as a focal point. The rock formations with the Sierras in the background made for some very good photo opportunities.

Then to South Lake, located in the Eastern Sierras near Lone Pine, for an afternoon shoot. Some rain and cloudiness made for difficult shooting, but a late afternoon sunset had some redeeming values. The next morning we shot sunrise on North Lake also located near Lone Pine.

Our next location was a real winner: Bristle Cone Pines National Forest. This Forest is reached by a road off Route 395. The road is broad; however, there are spots where car speed should be reduced because of "corrugation" patterns in the road surface and some rocks. Beautiful trees of different shapes (some on the ground in twisted shapes) over a large area in which you are free to roam. I used black-and-white slide film with a red filter. The elevation is 11,400 ft. at Patriarch Park and people with heart conditions may find this altitude difficult to cope with. We had a box dinner and stayed for a sunset in this White Mountain area. There was also beautifully colored lichen on stones and small desert flowers. This stop was one of the highlights of the trip.

The next stop was Mono Lake for early morning and late afternoon shoots. Good shots were made by many and all seemed to enjoy the location as well as myself. There seems to be an endless opportunity of good shots as you wander through the formations. I found this location very satisfying.

Bodie Ghost Town was also a winner. This abandoned mining town is extensive in area and offers a plethora of photo opportunities. Every member of our group was thoroughly ecstatic at the end of the day. The park closes at 6:00 pm, but we were granted an additional hour privately. The weather was partly cloudy with some sun breaking through the clouds occasionally. However, in the late afternoon we had sunshine and the group enjoyed themselves without the crowd of visitors that we encountered during the day.

The area is easily five times the size of Old Bethpage Village Restoration and is too much to cover in an afternoon. I realized the extensiveness of it and shot very quickly. There is old wood, rusted steel, old wooden buildings that are sagging, old machinery, an ore processing building, a cemetery, etc. I used black-and-white slide film again for this site.

It is sad to report that due to the budget crisis in California, this state park *may* be closed in the near future.

The last areas that we visited were located within the Eastern Sierras: Tenaya Lake, Tuolumne Meadow, and Olmsted Point. All were very good especially Olmsted Point, a very scenic location (you can see Half Dome) that is great for sunrise and sunset. "

Victor Fichera: Greece

"This July I was fortunate to spend over two weeks in Greece with my wife and another couple, to see the spectacular sights, eat the fresh food and experience the ancient wonders of Santorini, Rhodes and Athens. I brought my relatively new Sony Cyber-Shot HX1, my wife's very portable Cyber-ShotW170, a light tripod and a mini/tabletop tripod. I realize that the amazing scenery deserved to be photographed with a better set of equipment; however, with 16 gigs of memory, I was able to bracket frequently and obtain several good shots. There were so many opportunities to take pictures that I could have spent months there.

Each location, had its own special flavor and amazing scenic grandeur. Santorini had the elegant uniform blue and white buildings lining cliff-tops. From the Aegean, the buildings looked like snow atop a ring of mountains. Also, in the center of the caldera was the core of the volcano with "unearthly" rock formations. Every sunset was treasured and drew large crowds. Rhodes had a mixture of various sights ranging from clear blue sea and beaches, to verdant hills, to the ancient city of Rhodes with a great variety of architectural styles. At one point at Mandraki Harbor, I felt like I was in Venice's St. Mark's Square, and then later it felt like Istanbul (near the Mosque of Suleiman). The acropolis of Athens and Lindos were great to shoot as they offered countless angles and different heights offering new perspectives on the city and the ancient structures. Athens contained a mixture of modern and ancient, and thus unique material for compositions.

Every street, every new cliff plateau climbed and every sunset offered a smorgasbord of opportunities. At Santorini, there was the caldera encircling the Aegean, the white and blue domiciles, the churches, volcanic rock, and sunsets. There were many challenges faced. The deep blue skies were very clear, however, the sun was exceptionally bright and reflected off the white buildings and the Aegean. The heat was intense and I think that ultra violet effects and/or heat affected the camera's sensor, resulting in images that were grainier than those taken during the cooler parts of the day.

July was crowded so taking a sunset among throngs of other tourists, all competing for the "sweet spots" was a bit trying. It was hard to use the tripod, given strong winds and my companions who often chanted "Let's keep moving!" One arrangement that worked well was to establish "magic time" when my companions and wife would do their own thing, and I would be off alone to take shots before sunset. My camera has a panorama feature that worked out well. I took a nice 180 degree morning shot of the caldera.

It was often difficult to time our excursions so as to avoid the mid-day sun. In many areas, shade was hard to find and we walked up long and steep cliff sides. Carrying water was a necessity and with the intense heat, the sunscreen started to slide off of my skin! Thus it was cumbersome to carry a tripod with other gear to many of the best locations.

I look forward to sharing my pictures with the FCC during the upcoming 2009-2010 year. If you plan to visit Greece, let me know and I'll share my experiences."

Joan Egan: New England Camera Club Council

Several members of the FCC attended the annual conference of the New England Camera Club Council (NECCC) in Amherst, MA. at the beginning of July. FCC's Henry Szczepanski, a first time attendee, thought it was a very worthwhile experience. Based on last year's responses, there was less emphasis on photo-editing and more sessions on other aspects of photography. This conference is a good opportunity to learn more about the craft, to hear ideas from other photographers, see great photos, build friendships and participate in the atmosphere of shared enthusiasm for the joys of photography. Mark your calendars for July 16, 17 & 18, 2010 to join the group.



FCC Members and Friends," - Joan Egan, Joe Crupi, Henry Szczepanski, Tom Mrwik;- Alice Guenther, Karen Kruger, Vinnie Kempf (Ridgewood Camera Club, NJ) and friends, Jimmy Li and Susan Bady.

Dorothy Gist: Picnic with Parrots

What a wonderful day at Belmont Lake State Park with the Parrot Society. Several photographers joined the Parrot Society for this annual picnic and a great time was had by all.

The parrots were very cooperative as they sat on perches, in the trees, on the fence, on members' shoulders, and provided many photo opportunities.

PHOTOGRAPHIC FEDERATION OF LONG ISLAND

PFLI Officers:

President: Dorothy Gist

1st Vice President: George Favale

2nd Vice President: Charles Giallanza

Treasurer: Verdell Lawton

Recording Secretary: Ellen Gallagher

Corresponding Secretary: Dick Hunt

Photorama, Sun., Oct. 18, 2009, 9:00am—1:00pm, at Planting Fields.

Exhibits: Parrots, Pirates, Medieval Folks, Models, Shells, Glass.

Photorama is exclusively for camera club members.

Competitions: Plainview Old-Bethpage Library, Plainview, NY, competitions begins at 7:30pm

Fri., Oct. 16

Fri., Nov. 13

Photo Classes: Plainview-Old Bethpage Library, Plainview ... Classes this season are in joint partnership with the Plainview-Old Bethpage Library and will be held at the Library on Sundays starting at 2:00pm:

Sun., October 11: Jonathan Penny – Creative Vision in the Age of Digital

Sun, Nov. 22: The Keys to Great Photographs, Dick Hunt
PFLI Website has dates for all classes during the season

Hillside Library, New Hyde Park, NY

PFLI will conduct classes on Photoshop Elements 7 for Hillside Library, 155 Lakeview Road, New Hyde Park, 6:45pm - 8:45pm on the following dates:

Tuesday, November 17, 2009

Tuesday, January 19, 2010

Tuesday, March 23, 2010

All the PFLI classes are open and free to all.

PFLI WEBSITE: www.pflionline.com all information pertaining to the PFLI is listed. Many camera clubs include their program flyers to invite other clubs to their events. Items for sale are listed, photo contests, etc.

PFLI DELEGATE: Ron Caldwell

PHOTOGRAPHY HAPPENINGS

The following events are for information purposes only. FCC assumes no responsibility for the events. It's your duty to contact them directly for details, hours, fees, etc.

New York City Marathon, Sunday, November 1, 2009,
The premier event of New York Road Runners, the New York City Marathon is one of the world's great road races, drawing more than 100,000 applicants annually.

Labor Day Carnival Parade, Mon., September 7, 2009,
Eastern Parkway, Brooklyn

Great Neck Camera Club 20th Annual Exhibit, Great Neck Library, Community Room, 159 Bayview Ave., Great Neck, 516.466.8055, till September 11, 2009.

School of the International Center of Photography,
embraces all varieties of photography: from historical to contemporary, from photojournalism to fine artmaking. ICP has 10 week courses, 5 week courses and weekend workshops, as well as a list of special events. 1114 Avenue of Americans at 43 St., NYC 10036; 212.857.0001; www.icp.org

Adirondack Balloon Festival: Sept. 24-27, 2009

Thurs. Sept. 24: Opening Ceremony: flight of 12+ hot air balloons

Fri., Sept. 25: 5:00 pm: 90+ balloons

Sat., Sept. 26: 6:30am: & 5:00pm: 90+ balloons

Sun., 6:30am: 90+ balloons; 5:00pm: 15-20 balloons for balloon flights ... check Website for cost.

All balloon flights are schedule weather permitting. Festival is open to the public, free. Please do not bring dogs to the Festival.

Floyd Bennett Memorial Airport, Queensbury, NY.

www.adirondackballoonfest.org

Tours by Russ Burden

Sept. 23-Oct. 2: Tetons & Yellowstone National Parks in Fall

Oct. 20-25: Hunts Mesa: aerial perspective of Monument Valley; includes 2 days at Capital Reef Natl. Park for fall color

For info. on group rates & full trip details: 303.791.9997; e-mail: rburden@ecentral.com— www.russburdenphotography.com

“Frogs: A Chorus of Color” ... orange, red, blue vivid assortment of hues hints at the remarkable diversity that exists among the frog species inhabiting the globe. Till January 3, 2010, Museum of Natural History, Central Park West & 79 St., NYC. For details and fees: 212.769.5100, 212.769.5200

PDN PhotoPlus International Conference + Expo **The Most Important Event in the Photography +** **Imaging Industries**

Jacob K. Javits Convention Center, New York City -
October 22-24, 2009

You won't want to miss the 2009 PhotoPlus International Conference and Expo - the premier event for innovative ideas, essential learning and unparalleled networking.

Discover New Solutions. From the newest digital cameras hitting the market to imaging software.

Find New Inspirations. Get up-close and hands-on with the latest advances in digital, film and output; and rediscover your passions in the extraordinary photo galleries on the Expo floor.

Connect with Brilliant minds: Get tried and tested marketing tips, business advice and information on how to streamline your workflow from the world's greatest photographers and imaging experts. PhotoPlus brings together the leaders, innovators and rising stars in our industry at the hottest networking events. Whether you are professional or amateur, you'll discover a marketplace of solutions that is unrivaled worldwide at PDN's PhotoPlus International Conference and Expo in New York - October 22-24, 2009.

Arrive curious, leave inspired.

Photography Show, Association of International Photography Art Dealers, the 30th edition of the show will open with a Gala Preview on March 17, 2010. Show: March 18-21, 2010, Park Avenue Armory, 643 Park Ave. (67 St.), NYC

“Andy Warhol: The Photographic Legacy Program” a selection of photography, both Polaroid and gelatin silver prints, by the noted Pop artist Andy Warhol. Photographs include celebrities such as Truman Capote, Grace Jones, Wayne Gretzky. Hofstra University's David Filderman Gallery, Joan and David Axinn Library, Hempstead, 516.463.5672. Till Sept. 20

“Portraits,” by David Paone, photojournalist. Adelphi Univ., Swirbul Library, 1 South Ave., Garden City, thru January 14. 516.877.4010; www.adelphi.edu

“Behind Long Island,” panoramic photographs by John Gigliotti. African American Museum, 110 North Franklin St., Hempstead, NY through September 30. 516.572.0730; aamoflongisland.org

“Jean Luc Mylayne” featuring 23 large-scale color photographs. Through Sept. 20, Parrish Art Museum, 25 Job's Lane, Southampton, NY, contact for fee/hours: 631.283.2118, ext. 32; parrishart.org

Adobe Photoshop for Beginners by Adorama, Wed., Sept. 16, 2009, 6:00-9:00pm. ., Step by step to download files and create simple system to store them; navigate through palettes and tools and make simple corrections. Deadline: Sept. 14. Adorama Building, 42 West 18 St., NYC . For fees and to register : www.adorama.com

Dick Kraus, Wed., Sept. 23, 8:00pm, Wantagh Camera Club is inviting you to hear Krauss who retired after 42 years as staff photographer for Newsday. He covered presidents, assignments throughout USA and around the world. He currently writes and edits “Assignment Sheet” for the on-line Professional Photojournalism Web magazine “The Digital Journalist” (digitaljournalism.org). Krauss also teaches and lectures on photography and his photography career. Wantagh Public Library, Wantagh.

Albuquerque Intl. Balloon Fiesta, Albuquerque, NM, October 2-12, 2009, Balloon Fiesta with 700+ hot air balloons, El Malpais & Petroglyph National Monuments, Old Town Albuquerque, Santa Fe, Taos, Navajo & Apache Indian Reservations, Pecos Natl. Historic Park, Rio Grande Zoo, Sandia Peak Aerial Tram, etc. Fee includes: round trip air fare, car rentals (SUVs, 4 per vehicle, insurance) , lodging, all breakfasts, admission fees, photo instruction. \$1,400.00 per person with 12+ participants; \$1,500. per person with 8-11 participants. Sponsored by: Parkwest Camera Club ...for Information: 212.932.7665; bohpin@aol.com; www.parkwestcameracclub.org

PSA 75 Anniversary Conf., September 20-26, 2009, Yellowstone National Park for members/visitors. Conf. hotel: Holiday Inn: sold out. Yellowstone Lodge, PSA rate: \$93. a nite. Photo shoots during/after Conf. Www.psa-photo.org

October 3-9, 2010: Charleston, South Carolina

September 18-24, 2011: Colorado Springs, Colorado

Metropolitan Museum of Art .. Following 2 exhibits: 1005 5th Ave., NYC, 212.535.7710, www.metmuseum.org

A. “Robert Frank: The Americans” “will celebrate the 50th anniversary of the publication of “The Americans.” Robert Frank elegiac suite of black and white photographs made on a cross-country road trip as a Guggenheim Fellow in 1955-56. The show will feature all 83 photographs published in the compact volume that became one of the medium's most influential publications. In addition, the exhibition will include a full set of contact sheets, the artist's earlier essays in sequencing photographs and his later reuse of iconic images from the series. **Sept. 22—Dec. 27, '09.**

B. Surface Tension: Contemporary Photographs from the Collection.” “Photographs are often perceived as transparent windows onto a three-dimensional world. Yet photographs have their own material presence as physical objects.”

“*Surface Tension* highlights the ways in which artists use photographic and multi-media techniques to direct our attention to the physical surface of the photograph.” Till May 16, 2010, Joyce and Robert Menschel Hall for Modern Photography.

The National Park Foundation Launches 2009 Share the Experience Photo Contest

The National Park Foundation (NPF) and Olympus announced the launch of the 2009 Share the Experience Photo Contest, a special photo contest that encourages nature lovers, amateur photographers, and kids of all ages to take pictures of a national park and 'share the experience' by entering to win one of six great prizes - with 15 chances to win in total.

The 2009 Share the Experience Photo Contest will run through December 31, 2009 and showcases the more than 500 million acres of Federal Lands, drawing entries from all across the United States. www.thephotodictionary.com/blog/?p=225

Photo Workshops: New Mexico - Two award-winning photographers have joined forces to create a new series of photography field workshops in New Mexico. David Cramer and Lynne Pomeranz will lead photographers of all levels on exciting adventures to photograph and observe wild horses in beautiful southwestern settings, seasonal outings to the world famous Bosque del Apache, and other workshops that will explore the culture and beauty of the Land of Enchantment. These three to five day workshops will include educational presentations and digital darkroom sessions. For more information, please refer to: www.wildhorseworkshops.com 505-897-4108 Lynne www.davidcramer.com 505-503-3929 David

B&H Free Seminars, 420 9th Ave., NYC, 2nd floor, limited space. Registration required. eventspace@bhphoto.com

PHOTOGRAPHY LINKS

Flushing Camera Club: www.flushingcameraclub.org

PFLI: www.pflionline.org

PSA, Cosmo: www.cosmo-psa.org

Stan Strauss: <http://www.stannich.com>

Ron Caldwell: <http://www.fotosbyron.com>
www.photoplugins.com

Russ Burden: www.russburdenphotography.com

Online Display and Review: www.flickr.com

Digital Photography Review: www.dpreview.com

Canon Camera: www.usa.canon.com

Nikon Camera: www.nikonusa.com

Adobe Photoshop: www.adobe.com

Natl. Assoc. Photoshop Professionals: www.photoshopuser.com

B&H: www.bhphoto.com

International Center for Photography: www.icp.org

For additional links, check the Flushing Camera Club's Website.

PHOTOGRAPHY RESOURCES

Great Photos by Russ Burden: www.takegreatpictures.com

Hi-Tech Photo: 36 Middle Neck Rd., Great Neck, NY, 516.466.5885, or 1002 Old Country Rd., Plainview, NY 11803, 516.681.0262; www.Hi-TechPhoto.com; custom framing/mounting, slide processing, b/w film processing, digital printing.

Hunt's Photo: Gary Farber, www.huntsphotoandvideo.com

Neptune Camera, 837 Franklin Ave., Garden City, NY;

516.741.4484

COSTCO—Photo Center— for prints.

Photograph America Newsletter: Where, when, and how to discover the best nature photography in America. \$45.00 per year, 6 issues. Published bimonthly by Robert Hitchman, P.O. Box 86, Novato, CA 94948-0086; 1.415.898.3736

HOW TO PHOTOGRAPH FALL FOLIAGE

by Russ Burden,

Autumn is my favorite season in which to photograph. A refreshing and invigorating chill permeates the air, and the warm colors of the season, combined with the low angle of the sun, make for extraordinary photographic opportunities. Although the best light occurs at sunrise and sunset, good pictures can be made during mid day hours by concentrating on close ups and backlit leaf studies.

As with any photographic journey, the first step is to research the location. You need to know when the foliage usually reaches peak color. Just because peak color occurs in the beginning of October where you live, it doesn't dictate this is the norm elsewhere. Factors such as altitude, latitude, and micro climates all impact when the leaves in a given area turn. The Chamber of Commerce and the internet are excellent resources. Additionally, foliage hotlines are set up during the season.

Many photographers think of the grand landscape when it comes to taking pictures of fall foliage. They are glorious and make gorgeous post card type shots, but don't overlook the smaller aspects of autumn. A single tree in peak color is a wonderful autumn subject. Move in closer to isolate a colorful branch juxtaposed against a polarized blue sky to create an abstract. Getting even closer, photograph a few leaves or even a single leaf showing its vein patterns. Additionally, while many photographers concentrate on looking up at the color on the trees, I want you to look down on the ground for interesting patterns of fallen leaves mixed in with pine needles and cones. Quite often the "intimate landscape" can net an image with greater impact than the grand one.

Backlit leaves take on a glow making them pop right out of your photographs. Try to look for this as much as possible. Take a 360 degree walk around an isolated tree and notice the difference between the leaves when they're front lit vs. backlit and you'll see what I mean. Metering a backlit scene can be a bit tricky so I suggest bracketing your exposures. Also, lens flare will occur more readily so make sure you shade the front element.

GUIDELINES for a GOOD IMAGE by the late Felix Occhiuto

| <i>Impact</i> | <i>Composition</i> | <i>Technique</i> |
|--------------------|----------------------|-------------------------------|
| <i>Originality</i> | <i>Print Quality</i> | <i>Complimentary Mounting</i> |