

Volume 14, Issue 5

January 2012

*The Info Sheet*  
**FLUSHING CAMERA CLUB**  
*... in our 41st year*

**FCC Executive Committee Officers:**

**President:** Mary O'Connor, 718.939.4963

**Vice President:** Mary Thompson, 718.353.0878

**Treasurer:** Joe Caruso, 718.357.4251

**Secretary:** Joan Egan, 718.441.6210

**Committee Chairpersons:**

**Administration:** Frank Reynolds, 718.263.9131

**Competition:** Mary Thompson

**Programs/Education:** Stan Strauss, 718.423.2825

**Field Trips:** Joe Crupi, 718.343.0280; Michael Sender, 718.459.0203

**Membership:** Dianne Rauch, 917.533.7566

**Publicity:** Adam Holstein, 718.463.5538

**PFLI Delegate:** Helen Repstad, 718.845.4477

**The Info Sheet:** Dorothy Gist, 516.328.3776; Pat Burns, 718.591.7067; Ron Caldwell

**Website:** Ramiro Agredo, 718.664.7366

**Additional Members:**

Marty Fleischer: 718.591.8246

Dennis Golin: 718.479.0643

[www.flushingcameraclub.org](http://www.flushingcameraclub.org)

Meetings: 7:30 pm, 1st, 3rd, 5th Wednesdays at Flushing Hospital, Auditorium, 45 Ave & Parsons Blvd., Flushing. Park on street or in lot across the street from Hospital. Parking ticket MUST be validated by the Camera Club.

**Dues:** \$40.00 for individual  
\$60.00 for family; \$20.00 for students: up to 23 yrs.

*Member: Photographic Federation of Long Island (PFLI)*  
*Member: Photographic Society of America (PSA)*  
*"Together in friendship may we learn the art of photography"*

**JANUARY**

- 4: 7:30pm FCC Competition #5, Judge: Robert Glick  
13:7:30pm PFLI Competition, Plainview-Old Bethpage Library, Plainview 9:30am  
14: 9:30am FCC PFLI Selection Meeting  
18:7:15pm FCC Mini Session: "Bird Photography" by Tom Mrwik  
18: 7:30pm FCC Program: Mylar Program, Suzan Goldstein, Manhasset-Great Neck Club  
22: 2:00pm PFLI Photo Class by Rod Goldman, "Cultivating Your Own Personal Vision in Photography," Plainview-Old Bethpage Library, Plainview

**FEBRUARY**

- 1: 7:30pm FCC Competition #6, Judge: Ken Bausert  
10: 7:30pm PFLI Competition, Plainview-Old Bethpage Library, Plainview  
11: 9:30am FCC PFLI Selection Meeting  
15: 7:15pm FCC Mini Session: "Use of the Polarizer" by Joe Crupi  
15: 7:30pm FCC Program: Setup Night  
26: 2:00pm PFLI Photo Class by Roni Chastain on "Travel Photography: Packing Your Camera Bag and Varying Your Travel," Plainview-Old Bethpage Library, Plainview  
29: 7:15pm FCC Mini Session: "15 Minute Photo Tips" by Richard Trapani  
29: 7:30pm FCC Program: Sandy Jo Becker Hyman, Photo Club of L. I., Local Spots



Happy New Year!  
2012

## Happy Birthday To You!



3: Victor Fichera

12: Joe Muratore

9: Stan Goldstein

### FCC MEMBERS:

A few FCC members are residents at Benenson Rehabilitation Pavilion, 36-17 Parsons Blvd., Flushing 11354:

**Mary O'Connor:** continues to improve. We're hopeful that by end of December she'll be home.

**Mary Thompson's Mom: Norma Thompson** is stronger, much better, and has made lots of progress.

***Let's all send strong thoughts for their continued improvement.***

**Bell Smith** will have knee replacement surgery on January 6, North Shore Hospital, Manhasset.

***Let's wish Bell success with surgery and rehab.***

### SPOTLIGHT ON ....Carlos Varon

For me, photography is a passion that allows me to be creative and to view and experience the world around me in a different perspective.

I will often put more energy into capturing or perfecting that image than I will in most other tasks. As the Former Director of Emergency Services for the American Red Cross in Nassau County with 1.3 million residents, I often saw and heard of so many people in unpleasant situations that I took to my camera as my escape and at times a means to record the images of devastation, hope and recovery. As they say...a picture is worth a thousand words.

Many years ago I shot with an Olympus OM-1 35mm camera, which I still have. I look back at my days when taking Black & Whites was cool. I did not know enough to take it to the next level. My Dad has also given me his Rolechord camera of which I have yet to learn how to use properly, but does make for interesting conversation. *(continued in next column)*

Nowadays, I use a Nikon D80 with 18-200mm, and 70-300mm zoom lenses. I also carry on my motorcycle rides a Canon G-11 hanging from my lanyard. I take the camera on rides and can take photos from a Harley Davidson at 70 mph and take great action shots. My favorite challenge is to take that image of a family member or pet or members of our motorcycle chapter and capturing that "moment" and hearing that note or exclamation of "wow! And "how did you do that?"

The pictures featured on my Flickr site represent a tiny fraction of the images I have taken and oftentimes, I will go out, shoot 200-300 photos at a family birthday party or solo walk thru the park, and find only 2 or 3 that I feel comfortable sharing with others. (On a cruise to Alaska I shot 1,000+ but the elements and circumstances of traveling with family and friends meant that only about 50 pictures could be considered.) The rest will find their way to a computer folder of memories and that is where they'll sit.

I am presently with FEMA helping with Long Term Recovery plans for Long Island and Westchester County and on weekends I am a freelance photographer who donates his time to non-profits or the veterans and only uses ACDeeSeePro to enhance my images, but these enhancements are almost always limited to adding a bit of saturation or tinkering with levels so that the photos I print match what appeared on my camera's vivid LCD screen when I was on location. With the exception of one or two pictures on my site I do not apply any other hocus-pocus techniques to my shots so you can be confident that the shadows and colors on my images are real.

I continue to use my camera to capture the images of Veterans coming home and then give the images to the family. It is the least we can do to thank them for their service to our country. I guess I would describe my style as a photo-journalist looking to use the camera to capture images that will be forever treasured, tell a story and relive the memories they captured.

*So the next time you see a bunch of bad ass bikers in leather riding past you, take a look at the last one in the line, it might just be me taking your picture with your mouth open and wondering ... what the ???*

### Happy Shooting! Carlos Varon

**NOTE:** Check out page 5 for article from the November issue of Full Throttle Motorcycle Magazine entitled: "The 911 Ride To the Freedom Tower " by Carlos Varon

Carlos Varon. Carlos' Flickr:

<http://www.flickr.com/photos/carlosvaronphotography/>



## SUGGESTION BOX

***Our Suggestion Box is located at the Greeters' Table ....  
We're anxious to hear from you. Thanks much!***





## PFLI December 2011 Competition

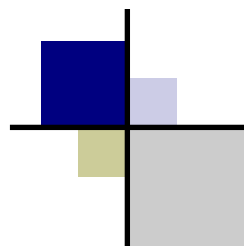
	Name	Title	Score		Name	Title	Score
BWA	Ann Grodman	Fire In The Hole	21	CRE	Diane Rauch	Of the I Sing	16
BWA	Robert Green	Somebodies Cousin	22	CRE	Ann Grodman	Moonrise	18
BWA	Sy Roth	Duck Over Water	23	CRE	Helen Repstad	kaleidoscope	18
BWA	Ramiro Agredo	Native Smile	24	CRE	Gene Kirshak	DesertStilLife#2	19
BWA	Ramiro Agredo	Mother And Daughter	25	CRE	Barbara Shea	Reflection_copy	20
				CRE	Stan Strauss	Chicago Bean	18
BWB	Martin Neff	Mount Ranier	21	CRE	Robert Green	abstract	18
BWB	Suzanne Abruzzo	Yellow Jacket Bee On Asto	21	CRE	Michael Sender	beneth the surface 1	20
BWB	Eugene Kolomatsky	Sphynx In Pain	22	CRE	Martin Fleischer	Celebrating Shadows	21
BWB	Stan Strauss	Colorado Ranch	22	CRE	Pat Burns	Out for a walk	22
BWB	Stan Strauss	Portland Head Lighthouse	24				
				DPA	Michael Sender	Manhattan	23
CPA	Sy Roth	Colorful Bird In Cape Cod	21	DPA	Joe Crupi	Clouds over Motiff 1	23
CPA	Ramiro Agredo	Day Lily	21	DPA	Tom Mrwik	Morman Barn at the	24
CPA	Robert Green	Oak Leaf	22	DPA	Helen Repstad	orchids	25
CPA	Ann Grodman	Sad	22	DPA	Robert Green	A Ballonfest	25
CPA	Ramiro Agredo	Crane Eyes	25				
				DPB	Martin Fleischer	EyeTouch	22
CPB	Uris McKay	Conversing	21	DPB	Louise Destefano	Walk in the Fog	22
CPB	Joseph Muratore	Rims	21	DPB	Lucy Pearce	Puma	22
CPB	Eugene Forsyth	Bow River Reflection	22	DPB	Barbara Shea	On_Fire	23
CPB	Stan Strauss	Mountain Meadow	23	DPB	Gene Kirshak	CUCUMBER#3	23
CPB	Eugene Kolomatsky	Mushrooms On White	24				
				DPBII	Bell Smith	Tiger Lilly	21
				DPBII	Henry Szcpaniski	Passing into the Caln	21
				DPBII	Richard Destefano	Into the Clouds	21
				DPBII	Joan Egan	Boards	22
				DPBII	Stan Strauss	Tree by rocks	23

## Personal Note to Jimmy Li!

*Thank you on your leadership on our wonderful and informative tour of The NYC Chinatown area on December 17, 2011. You shared so much of the area and its history and it opened the area to us in a different way.*

*We continue to miss you at the Flushing Camera Club and hope you will consent to participate sometime in the future on another tour.*

*Thank You, Michael Sender  
Co-Chairperson Trips & Tours*



## Happy Holidays to All from Hilton Chan, Guyana



# THE 9/11 RIDE TO THE FREEDOM TOWER

Written by Donna Casavecchia, It's all about the journey...  
 Photos by Carlos "Sensei" Varon  
 New York City Harley Owners Group Chapter #1455  
 Safety Officer/Photographer/Road Captain

The 9/11 Ride is an event honoring those who lost their lives, the many more who sacrificed to help and the millions who watched these events feeling helpless. The feeling that permeates this ride is nothing short of glorious. It's a time when people from all walks of life come together for a common cause. Riding through the city streets at night, crowds cheering as we pass, with my friends, my family members, my students, and thousands of other bikers brings a sense of brotherhood and camaraderie not often felt.

The 9/11 Ride was conceived on 9/12/2001, although rubber would not be put to pavement until a year later. On a clear moonlit night of September 10, 2002, a group of about 50 members of the NYC HOG mounted their bikes and set off for Ground Zero to pay their respects. The plan was to arrive at midnight, place some flowers, say a prayer and leave. What they found was that they were not alone. Thousands of bikers from all over the country converged on Ground Zero to say a prayer and never forget. A decade later, the ride has grown to include over two thousand motorcyclists who all make that same journey to show that we haven't forgotten either.




Just as that original group set out on a journey in 2002, our group of 32 bikes left from my street in East Rockaway to ride to NYC Harley Davidson. We were to meet up with the other 2000 or so bikes that would be making the journey with us this year. Our group of men and women range in ages that spanned four decades. Occupations ranged from teacher, principal, lawyer, sanitation worker, fire marshal, police detective, speech therapist, carpenter, car salesman, EMT worker, engineer, nurse to motorcycle instructor. Despite coming from many different perspectives and walks of life, everyone came together on this ride for the journey to honor our fellow Americans. Many of these people did not know each other at the start of the evening, but by the time we saddled up to go home, lasting friendships had been forged.

We've all been on rides before, but this is a ride like no other. There are no words that can adequately describe the feelings of overwhelming and conflicting emotions that arise. Joy and happiness blend into gratitude, sorrow and grief. You don't know whether to smile or cry. Sadness changes to glee as thousands of onlookers line the streets of NYC and cheer as you ride by with tears in your eyes and a lump in your throat.

Arriving at the site of what was once Ground Zero many of us were in awe of what we now saw. The view, which was a gaping hole of nothingness, was now replaced with the beginnings of two skyscrapers illuminated in the patriotic colors of red, white and blue. One tower is presently known as The Freedom Tower and the other, Tower 2. How fitting that we should see the revitalization of Ground Zero on the 10th anniversary of this horrific event. The tradition of prayer and dedication of flowers was sobering. What will never be forgotten is the echoing sound of the lone bagpiper playing his heart-wrenching rendition Amazing Grace.

The 9/11 Ride has become much more than an homage to fallen heroes and victims. It is a vehicle for a healing process that is ongoing for all of us. Whether the rider was an observer watching from a building top a borough away, a first responder digging through the wreckage for survivors, or a teacher pretending nothing was wrong in front of a classroom of little children that may not have had parents to go home to, the cathartic experience of motorcycling together on this ride provided a sense of unity & inner peace.

Editor's Note: Donna Casavecchia is the owner of Cycle Guru Motorcycle School in Oceanside, NY. She is a Motorcycle Safety Foundation Rider Coach at Fairleigh Dickenson University. She is personally responsible for teaching and licensing thousands of motorcycle riders in New York and New Jersey. Thank you Donna, for sharing this heartfelt, emotional and extremely moving event with our readers.



**PHOTO ITEMS: SELL, SWAP, DONATE!****A. NIKON LENS FOR SALE:**

1. Nikon Zoom Super Wide Angle AF 18-70mm lens  
f/3.5 - 4.5G Ed-IF AF-S DX ZOOM NIKKOR  
AUTOFOCUS— ASKING: \$200.00
2. Nikon AF-S ZOOM 70-300mm Full Frame, f/4.5-5.5G IF-  
ED Telephoto VR II ASKING: \$500.00
3. Tamron 28-75mm Full Frame Nikon F Mount, f2.8 XR DI  
LD Aspherical IF AF with built in motor. ASKING: \$400.00
4. Tamron 70-200mm Full Frame Nikon F Mount, f2.8 DI  
LD IF Macro AF Telephoto with built in motor.  
ASKING: \$650.00. **All prices negotiable.**

**Contact: Pat Burns:** [jsnpops323@earthlink.net](mailto:jsnpops323@earthlink.net)

**PHOTOGRAPHIC FEDERATION OF LONG ISLAND**

**PFLI COMPETITION and PFLI PHOTO CLASS dates are listed on page 1 of this Newsletter.**

**PFLI CREATIVE MONTHLY ON-LINE COMPETITION ...**

Exclusively for camera clubs in PFLI. Check out the Website for all information on the competition and to view images: [www.pflcreative.com](http://www.pflcreative.com)

**PFLI WEBSITE:** [www.pflionline.com](http://www.pflionline.com)

**FCC DELEGATE:** Helen Repstad

## Photo Happenings

***The following events are not a part of programs by the Flushing Camera Club and are shared for information purposes only. By listing the Photo Happenings, this does not constitute an endorsement or approval of the events by the FCC. It is your responsibility to contact the event for details related to fees, exhibits, etc.***

**YOU'RE INVITED! ALL PHOTO CLUB MEMBERS!*****Island Photo Group—Photography Social***

Come for refreshments and meet new friends. Bring your photo portfolio to share and network with other photographers. Monday, January 2, 2012., 7:30-9:30pm, Farmingdale, NY. Space limited: Register: <http://ipgsocialeventbrite.com/>

**THREE KINGS PARADE, NYC,** Jan. 6, 2012. parade route starts at 10:30am—12 noon at 106 St. & Madison Ave. and ends at 115 Street and Park Ave. 35th Annual Parade Procession on the streets of El Barrio includes music, animals, puppets, dancing floats.  
Info: [www.elmuseo.org](http://www.elmuseo.org); 212.831.7272

**NIKON SCHOOL:** March 10-11, 2012 & June 9-10, 2012  
New York Hotel Pennsylvania, 401 7th Ave., NYC

Contact Nikon: subjects, hours, fees: [www.nikonusa.com](http://www.nikonusa.com)

**LONG ISLAND CENTER OF PHOTOGRAPHY:** presents an exhibition of photographs from Dick Lopez's project "Williamsburg" for: January 3—March 31, 2012. Dick gives a personal look into a neighborhood in which he has spent many years. Despite the various paths that Dick has taken throughout his life, he still finds that his heart is drawn to the Williamsburg community. In shooting this work, Dick hopes to depict the past, present, and future for this historic borough.

**Artist Reception: Sat., January 14, 2:00—4:00pm,**  
African American Museum., 110 N. Franklin St.,  
Hempstead 11550. For LICP info:  
[laura@longislandcenterofphotography.org](mailto:laura@longislandcenterofphotography.org)

**DIGITAL PHOTO ACADEMY, NYC,**

Photo classes throughout NYC with professional photographers. Sessions designed for beginner, intermediate and advanced photographers and are held at various locations through NYC. For full listing of classes, fees, hours, locations, instructions:  
[contact:www.digitalphotoacademy.com](http://contact.www.digitalphotoacademy.com)

**PHOTO EXHIBITION—LONG ISLAND CITY.** "Exhibition of riveting portraits taken by LaGuardia Community College commercial photography students celebrating the working men and women of small businesses in Long Island City." **"LONG ISLAND CITY WORKS."** More than 100 faces, including photographer Tony Vaccaro, were captured by the school's photography students. The Director of the Commercial Photography Program and one of the project developers shared "The exhibition is a way for the college to recognize the workers of Long Island City at a time when the country's economy is facing difficult times." Viewing: Mon-Fri: 7am—9pm, Saturdays: 9am—4pm. LaGuardia Community College: B-Building, 3rd floor, 31-10 Thomson Ave., LIC 11101; info: 718.482.5985; [www.lagc.cuny.edu](http://www.lagc.cuny.edu)

**PHOTOPLUS, Javits Center, October 27-29, 2012**  
**[www.photoplusexpo.com](http://www.photoplusexpo.com)**

## MESSAGE FROM SCOTT KELBY TO ADOBE PHOTOSHOP

Everyone who uses Photoshop needs to read what's on the attached link. It's an open letter from Scott Kelby to Adobe about their new upgrade policy which affects how you need to upgrade your current version of Photoshop.

[http://www.scottkelby.com/blog/2011/archives/22903?utm\\_source=twitterfeed&utm\\_medium=twitter](http://www.scottkelby.com/blog/2011/archives/22903?utm_source=twitterfeed&utm_medium=twitter)

## NEW ENGLAND COUNCIL OF CAMERA CLUBS

“Amherst” July 13-15, 2012, Amherst, MA

## PHOTO WEEKEND: Rocky Mountain School of

**Photography** schedules week-end classes with top-notch photographers around the country. Over the course of two days their knowledgeable and inspiring instructors present information-packed lectures teaching new techniques and core skills. They'll answer nagging questions and conduct a lively and constructive group critique session (it's anonymous!). Whether you're a beginner wanting to switch from auto mode to manual mode or an intermediate photographer wanting to take your schools to the next level, this week-end course is the way go to. Class closest to Queens: Albany, NY, March 31—April 1, 2012. For full info, subject areas, cities, dates: [www.rmssp.com/weekends](http://www.rmssp.com/weekends) or 800. 394.7677.

**MOMA's ANNUAL NEW PHOTOGRAPHY SERIES** expands to feature the work of 6 artists, with the aim of capturing the diversity and international scope of contemporary photographic work. **New Photography 2011:** Moyra Davey (Canada), George Georgiou (England), Deana Lawson (USA), Doug Rickard (USA), Viviane Sassen (The Netherlands), Sang Dali (China). The artists in New Photography 2011 approach image-making from very different perspectives, making for a truly dynamic combination. Until January 16, 2012. Photo Gallery, 3rd floor, Museum of Modern Art, 11 W. 53 St., NYC, 212.708.94001

**THE RADICAL CAMERA: NEW YORK'S PHOTO LEAGUE, 1936-1951.** 11:00am—5:45 pm, free on Saturdays, until March 25, 2012. “Radical Camera offers a compressive look at the Photo League: a group of politically engaged street photographers who captured city life from the end of the Great Depression to the start of the Cold War.” Contact the Jewish Museum for hours and admission: 1109 5th Ave. & 92 St., NYC. 212.423.3200, [www.thejewishmuseum.org](http://www.thejewishmuseum.org)

## PHOTOGRAPHY SHOWS BY RICHARD WITKOVER

Jan. 11: 1pm, Machu Picchu & The Galapagos  
Location: Friedberg JCC, Oceanside, NY  
Feb. 16: 2pm, Machu Picchu & The Galapagos  
Location: Syosset Library: Register; 516.921.7161  
Feb. 25: 2pm, Tanzania Photo adventure  
Location : Riverhead Free Library: Register: 631.727.3228  
Feb. 28: 2pm, Thailand & Beyond  
Location: Bethpage Public Library: Register: 516.931.3907  
Richard is a member of Huntington Camera Club  
[www.witkover.com](http://www.witkover.com)

## NYC PHOTO SAFARI @ Madison Square Park

“Learn to take better pictures before you go on vacation or out of town. This will be an all around Photo Safari: you'll learn both portrait and location photography. These are the two most common scenarios people find themselves in. You'll learn composition and positioning, what lighting conditions to look for. Safari is appropriate for all level of photographic knowledge.”

Contact for additional info and fees: Madison Square Park, One West 23 St., NYC 10010, 212.538.6667

## B&H EVENTS SPACE

“B&H offers “an astonishing array of free seminars and inspirational lectures by talented pros from around the world. You can self-register on-line to guarantee a seat, however, we do accept walk-ins for events that have not reached capacity. “

Contact B&H for a list of seminars, registration, and leaders for the free seminars: 2nd floor, 420 9th Ave., NYC; [www.bhphotovideo.com/find/Eventspace.jsp](http://www.bhphotovideo.com/find/Eventspace.jsp)

# Photography Links & Resources

Flushing Camera Club: [www.flushingcameraclub.org](http://www.flushingcameraclub.org)  
PFLI: [www.pflionline.com](http://www.pflionline.com)  
PSA: [www.psa-photo.org](http://www.psa-photo.org)

Stan Strauss: <http://www.stannich.com>  
Ron Caldwell: <http://www.fotosbyron.com>  
[www.photoplugins.com](http://www.photoplugins.com)  
Hunt's Photo: Gary Farber,  
[www.DigitalGuyGary@wbhunt.com](mailto:www.DigitalGuyGary@wbhunt.com)  
Russ Burden: [www.russburdenphotography.com](http://www.russburdenphotography.com)  
[www.takegreatpictures.com](http://www.takegreatpictures.com)  
Online Display and Review: [www.flickr.com](http://www.flickr.com)  
Digital Photography Review: [www.dpreview.com](http://www.dpreview.com)  
Canon Camera:  
[www.usa.canon.com](http://www.usa.canon.com)  
Nikon Camera: [www.nikonusa.com](http://www.nikonusa.com)  
Adobe Photoshop: [www.adobe.com](http://www.adobe.com)  
Natl. Assoc. Photoshop Professionals:  
[www.photoshopper.com](http://www.photoshopper.com)  
B&H: [www.bhphoto.com](http://www.bhphoto.com)

International Center for Photography: [www.icp.org](http://www.icp.org)

**COSTCO**—Photo Center— for prints  
Neptune Camera, 130 Seventh St., Garden City,  
516.741.4484; [www.neptunephoto.com](http://www.neptunephoto.com)

Koh's Camera, 2662 Jerusalem Ave., N. Bellmore, NY  
11710, 516.826.9566; [kohncamera.com](http://kohncamera.com)

Westbury Camera, 380 W. Old Country Rd., Hicksville,  
NY 11081, 516.937.0707, [westburycameras.com](http://westburycameras.com)

# Russ Burden Photo Tours & Tips

## 2012 TRIPS:

Feb. 18 - 24: Florida Birds: Everglades/Fort Myers/ West Palm.

Apr 14 - 20: Monument Valley / Slot Canyons

May 5 - 11: Arches + Canyonlands National Parks - includes 5 days of Photoshop instruction

May 26 - June 4: Oregon Coast - 10 day trip

June 16 - 22: Tetons and Yellowstone Natl. Parks in Spring

Sept 23 - Oct 2: Tetons & Yellowstone Natl. Parks in Fall

Oct. 16 - 21: Hunts Mesa - Aerial perspective of Monument Valley and Capital Reef National Park

.Nov. 3 - 9: Bryce Canyon and Zion National Parks

Dec. 1 - 7: Bosque Del Apache / White Sands Natl. Mon.

Contact: 303.791-9997; [www.russburdenphotography.com](http://www.russburdenphotography.com)



## QUICK TIPS FOR GREAT PHOTOS

Most people have a top ten list for many subjects—movies, CD's, sports plays, actors, etc. Feeling generous, I feel the urge to give you a dozen—a baker's dozen—so, here are thirteen quick tips to get you on the path to becoming a better photographer. In no specific order:

**1)Bracket Tricky Exposures:** As most of you have probably gone digital, I suggest you bracket in 1/2 to full stops. What used to hold true with regards to slide film whereby photographers bracketed in 1/3 stops, this small amount is easily recoverable in Photoshop so expand this range to acclimate to digital.

**2) Depth Of Field:** Use apertures wisely. Open up the lens (f4) to help throw a background out of focus and stop down (f22) to increase your depth of field.

**3)Steady as She Goes:** Use a Tripod: Not only will it almost guarantee you sharper and steadier shots, it slows you down so it forces you to think more about fine tuning your composition—this is BIG!

**4)RTM = READ THE MANUAL:** As much as we all want to think we're smarter than our camera, there are so many features embedded in the menus, you may be depriving yourself of not knowing your camera's capabilities.

**5)Hyperfocal Distance for Focusing:** To maximize the depth of field in any image, in a simplified explanation, focus one third into the frame.

**6)Rule of Thirds:** Imagine a tic tac toe board placed in the viewfinder. The most strategic location to place a main subject is where the lines intersect. If you're shooting with a horizon and the sky is interesting, have it take up the top two thirds. If the sky is mundane, place the emphasis on the foreground.

**7)Experiment:** If you're shooting digitally, try something new and different. It doesn't cost anything except a few more minutes of edit time.

**8)Time of Day:** The warmest and most appealing color of light occurs around the time of sunrise and sunset. Most subjects are enhanced when shot during these hours.

**9)Histogram Check:** As a quick check, I keep the LCD screen set to show the flashing highlights but to really know if I'm nailing my exposures, I use the histogram. Avoid spikes on the sides to prevent loss of shadow or highlight detail.

**10)Shutter Speeds:** Slow down your shutter speed to create special effects. A common situation is shooting water for longer than one second to get a cotton candy effect. But don't limit yourself to this. Whenever a subject is moving, play around with different settings to intentionally show the motion.

**11)Active Focus Point:** Always be aware of what focus point you have active in the camera especially if you're shooting wide open. If the active focus point is reading a spot on a different plane than your subject, the result is a blurry subject and a sharp foreground or background.

**12)Loosen Up:** Not every time you go out with your camera will you come home with a winner. There are times when I make two hour drives only to have the light be flat and ugly and I don't even raise the camera to my eye. Try to make the best of the situation and find something to photograph, but if you come home with no winners, it's not the end of the world.

**13)Shoot, Shoot More and then More:** Like anything else, the more you practice, the better you'll become. Even if it means heading to a local park or going into your backyard, take pictures every week to keep the photo gears greased.